

---

**Photoshop 2021 (Version 22.4.2) keygen only With  
Serial Key Free PC/Windows**

[Download](#)

Use the included disc for the course. Some other programs, such as Pixelmator, GIMP, and Corel PaintShop Pro X6 are similar in structure. They all have a layer-based, raster image editor, and they all create raster images. However, the other programs are bitmap editors and can't create high-quality vector drawings. An advantage of Photoshop is that it has all the tools in one program that enable you to perform all types of image manipulations. However, keep in

---

mind that an image is not simply a collection of layers and pixels. There are many different ways to create and manipulate images.

**\*\*Figure 4-1:\*\*** With an intuitive interface, Photoshop creates a unique image structure. Trying Photoshop CS5 Although the interface of Photoshop is easy to use, it really does need some practice before you can be a pro in the program. When you first open Photoshop, you have to create an empty canvas for your image. You can do this by double-clicking on the blank canvas, as shown in Figure 4-2. Make sure that the new canvas is the same

---

size as the size of the image you're working on and that you want to put an image on it. If you have existing pixels on the canvas already, Photoshop chooses the values on the pixel from the image you have chosen for the current canvas. You see the pixel values in a white box at the bottom of the image.

**\*\*Figure 4-2:\*\*** Double-click an empty canvas to create a new empty canvas. This image has the pixels from the photo above and the value is 156. You can also type in a number to use for a new pixel value, such as 239, and Photoshop will fill in the

---

pixel with that value, as shown in Figure 4-3. You can edit the image after you create it, but it always remains as a pixel image rather than a vector image. If you want a vector-based image, you have to create a document or image with a vector-based file, which you can easily do by saving a new document. (See Chapter 10 for more information on using Photoshop for vector graphics.) **Figure 4-3:** If you edit an image on the canvas, it remains a pixel rather than a vector image. Photoshop's workspace also has a few other tabs that show the state of the

---

image. The Layers tab shows

**Photoshop 2021 (Version 22.4.2) Crack+ With License Code**

For people who are comfortable with a web page editor like Dreamweaver, it is easy to pick up. For those familiar with Photoshop or someone who is a beginner, it is a step in the right direction. What Photoshop Elements cannot do, however, is create or edit some 3D effects such as photographs, fractals or voxel art. You will have to use other software, such as Cinema 4D or ZBrush, to do that. In this article, we will show you how to

---

use Photoshop Elements for developing your web design, create new high-quality images, or both, or any other task that you may find it handy. If you are just looking for the free version of Photoshop Elements or new to the web design, you will find useful info here. Note: All the tools, tips and techniques explained in this post require a minimum 8 MB of RAM in your computer to be fully effective. Best web designers often use Photoshop as a graphic editor due to its simplified user interface and expansive features. Photoshop Elements is

---

an alternative to Photoshop and is not as robust or powerful as the professional version. If you have a Mac, you should be using a fully featured image editor, not a raster editor like Elements.

Nonetheless, it is possible to use Photoshop Elements to edit photos in the same way you edit images in Photoshop. But, if you want to design a web page or create new high-quality images, you should use a dedicated graphics software such as Photoshop or the one provided by Elements. In this article, we will be using Photoshop Elements 2019, but most of the



---

information is the same for the previous releases and there is no reason to buy a new version just for this article. If you are just looking for the free version of Photoshop Elements or new to the web design, you will find useful info here. 1. Download Photoshop Elements 2019 First, we have to download Photoshop Elements to install it on our computer. After downloading the software on your computer, you can find the free software on Adobe's website in the following link. If you use Chrome as a browser, you should be able to install it from Google Play store.

---

Just select "File > Save to Install" from your browser's menu bar. If you use Opera as a browser, you can click the link in the following image to download it.

388ed7b0c7

`.run('host-port', host, port)` If you need to delay the process of connecting, you can also start the connection process with the `socket_admin()` function.



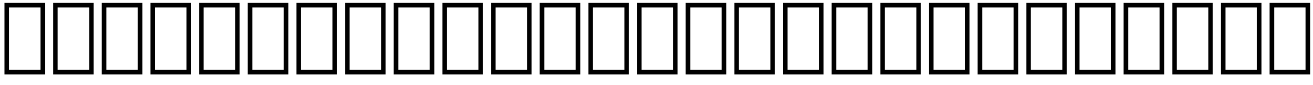
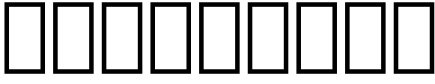


### Multi-Threaded Client

The `socket_multi_client()` function allows the connection of multiple clients to a single server. The number of clients can be specified in the `multi-client()` function.

### Multi-Threaded Server

The `socket_multi_server()` function allows multiple servers to connect to a single client. The

---

number of servers can be specified in the multi-server() function.      

**What's New In Photoshop 2021 (Version 22.4.2)?**

# **\*\*Keywords.\*\*** List-decomposable graphs, parameterized complexity, tree decomposition, tree-width,  $k$ -restriction,  $k$ -decomposition,  $k$ -removal, polynomial interpolation. Q: How to remove a pointer from vector I read a

---

document which said that the best method to remove objects from a vector would be to move the objects before the end of vector and the `move_back` like a `erase` like the one in the code snippet. However, when I try it, the compiler give this error.

```
int main() { std::vector array(5);  
array.resize(10); int x; for (x=0;  
x < array.size(); x++) array[x]; }
```

